

# A FAMILY COMMITTED TO MAKING A DIFFERENCE



# Who we are in Class 1:



Mrs Butterworth– Class Teacher

Additional Support:

Miss Harrison

Miss Chambers

Mrs Moores (HLTA)



# This Year's Topics: (will be available on the school website)

Curriculum Overview						
2025-26						
Class / Year(s): Class 1 / Year Reception						
Subject	Autumn Term		Spring Term		Summer Term	
<b>Key Skill Theme (Understanding the World)</b>	Science + Geography: Animals  "Are all animals the same?"	RE + History: Festivals  "Which festivals do you celebrate?"	Science + History: Space  "What can we find in space?"	Sciences: Superheroes  "What <u>super power</u> would you like to have?"	Geography + History: The Seaside and Holidays  "Why do we go to hot places for our holidays?"	Science + Geography: Our Garden  "What grows in my garden?"
<b>Literacy</b>	<u>Key text:</u> Harry and his Bucketful of Dinosaurs (Ian Whybrow) <u>Key Text:</u> Dear Zoo (Rod Campbell) <u>Key Text:</u> Monkey Puzzle (Julia Donaldson)	<u>Key Text:</u> Party invitation <u>Key text:</u> That's not my Snowman (Fiona Watt) <u>Key text:</u> Nativity Story	<u>Key Text:</u> Planet Awesome (Stacy McAnulty) <u>Key Text:</u> The Darkest Dark (Chris Hadfield) <u>Key Text:</u> How to Catch a Star (Oliver Jeffers)	<u>Key Text:</u> <u>Supertato</u> (Sue Hendra) <u>Key Text:</u> The Three Little <u>Subtriles</u> (Claire Evans)	<u>Key Text:</u> Sharing a Shell (Julie Donaldson) <u>Key Text:</u> Sally and the Limpet (Simon James) <u>Key Text:</u> Commotion in the Ocean (Giles Andreae)	<u>Key Text:</u> The Very Hungry Caterpillar (Eric Carle) <u>Key Text:</u> The <u>Bad</u> <u>Tempered</u> Ladybird (Eric Carle) <u>Key Text:</u> Jasper's Beanstalk (Nick Butterworth)
<b>Maths</b>	Subitising to 3 Numbers to 3 Size, mass and capacity	Numbers to 5 Addition 2D Shapes	Numbers to 8 Addition Mass and capacity	Numbers to 10 3D Shapes Length, Height and time	Numbers to 20 Manipulate, compose and decompose	Numbers to 20 and beyond Sharing and grouping Visualise, build and map
<b>Communication and Language</b>	Show and Tell Phase 1 Phonics recap Phase 2	Following instructions Phase 2 Phonics	<u>Newsweek</u> Phase 3 Phonics	Retelling stories Phase 3 Phonics	Explanations Phase 4 Phonics	Recounts Phase 5 Phonics
<b>Personal, Social and Emotional Development</b>	Think Equal Similarities and Differences Identify Emotions	Think Equal Acts of Kindness Senses and Feelings	Think Equal Empathy Regulating the body	Think Equal Families Compassion	Think Equal The Brain Setting Goals	Think Equal Diversity Transition to C2
<b>Expressive Arts and Design – Art</b>	Drawing: Marvellous Marks	Painting and Mixed Media: Paint my World	Craft and Design: Let's get Crafty	Easter Craft: Egg Threading	Summer Craft: Salt Painting	Sculpture and 3D: Creation Station
<b>Expressive Arts and Design – DT</b>	Structures: Junk Modelling	Christmas: Sliding Santa Chimneys	Spring: Flower Threading	Cooking and Nutrition: Soup	Structures: Boats	Textiles: Bookmarks
<b>Expressive Arts and Design – Music</b>	Charanga Unit – Me! Harvest	Charanga Unit – My Stories Nativity	Charanga Unit – Our World	Charanga Unit – Everyone!	Charanga Unit – Big Bear Funk	Charanga Unit – Reflect, Rewind and Replay
<b>Physical Development – SC</b>	Team Building Invasion Games	Ball Skills	Gymnastics – Equipment	Bat and Ball Skills	Target and Aim Games	Games using small equipment
<b>Physical Development – CT</b>	Forest Fun	Dance	Forest Fun	Forest Fun	Forest Fun	Athletics (with Class 2 Transition)



# PE this half term:

Thursday– Team building skills

Friday – Forest Fun

Children need an indoor PE kit, PE pumps and wellies for outdoor learning.

Hair bobbles for long hair!



# Uniform reminders

School Uniform	PE Kit
<ul style="list-style-type: none"> <li>Green sweatshirt or cardigan with or without school logo</li> <li>Navy blue fleece jacket with or without school logo (optional)</li> <li>Green or white <u>polo-shirt</u> with or without school logo, <u>white blouse or shirt</u></li> <li>Navy blue skirt, pinafore dress, trousers or shorts</li> <li>Light green checked summer dress / playsuit (optional)</li> <li>Plain school socks / tights, navy, black or white</li> <li>Sensible black or navy school shoes</li> </ul>	<ul style="list-style-type: none"> <li>Friezland <u>crew neck</u> white or green PE t-shirt with school logo / plain</li> <li>PE navy blue shorts / skort</li> <li>Black pumps (for indoor lessons)</li> <li>Trainers (for outdoor lessons)</li> <li>Navy blue track suit with school logo / plain navy blue tracksuit or leggings.</li> </ul> <p><b>Swimming (Years 3 &amp; 4)</b></p> <ul style="list-style-type: none"> <li>One-piece swim suit</li> <li>Swimming trunks / shorts no longer than mid-thigh</li> <li>Swimming cap for those with long hair</li> </ul>
Accessories	
<ul style="list-style-type: none"> <li>Green book bag with school logo for Class 1 &amp; 2 pupils (available from school office only).</li> <li>Refillable water bottle (available from school office).</li> <li>Friezland navy blue baseball cap with logo (optional).</li> <li>Long hair should be tied back.</li> <li>Jewellery, make-up or nail polish should not be worn in school.</li> <li>Small studs are allowed for pierced ears. Earrings must be removed for PE lessons.</li> <li>Normal watches are permitted. Smart watches are not permitted.</li> <li>No extreme haircuts/styles e.g. shaved patterns.</li> </ul>	



The Friezland logo t-shirts, jumpers and fleeces can be purchased from Simply Schoolwear in Greenfield or online from [www.myclothing.com](http://www.myclothing.com)



# A typical day in Class 1:

Maths is taught practically with an emphasis on problem solving.

- Phonics
- Maths
- Assembly
- BREAK
- Outdoor Learning
- Literacy
- LUNCH
- Topic work
- Think Equal

Phonics starts at 8.55am as soon as the register has been taken.

We have a combination of whole school assemblies in the Hall and PHSE / reflection time in class.



# Reception Baseline Assessment

- Maths and Literacy Assessments to give a starting point.
- Further information can be found here  
[https://assets.publishing.service.gov.uk/media/68c814fc995dfd01bff0beca/Reception\\_baseline\\_assessment\\_information\\_for\\_parents.pdf](https://assets.publishing.service.gov.uk/media/68c814fc995dfd01bff0beca/Reception_baseline_assessment_information_for_parents.pdf)



# Progress & Attainment:

- Parent information sheet outlines **End of Year Expectations**.
- These are taken from the Early Learning Goals which Early Years children are assessed against throughout their reception year.
- We will inform you of your child's progress toward the End-of-Year Expectations at *Parent's Evening* in Spring and in their *End-of-Year Report*. Parent-Teacher meetings will be available in November and February.

## Mathematics

- Count reliably to 20.
- Order numbers 1 – 10.
- Say 1 more/1 less to 10.
- Add and subtract two single digit numbers.
- Name and describe 2D and 3D shapes.
- Recognise and create simple patterns.
- Use everyday language to describe weight, length, capacity, time and money.

## Reading

- Read some common irregular words.
- Identify rhymes and alliteration.
- Join in with rhyming patterns.
- Read and understand simple sentences.
- Demonstrate understanding when talking with others about what they have read.
- Make basic predictions.
- Identify fiction and non-fiction books.

## Writing

- Write simple sentences which can be read by themselves and others.
- Write own name with correct upper and lower case letters.
- Write short sentences in meaningful contexts.
- Begin to use capital letters and full stops to demarcate sentences.
- Use the correct pencil grip.
- Spell common words correctly.






# Home learning:

- Reading – your child's books will be changed when they have read to an adult in school during the week.

Please ensure Reading Diaries are signed at home.

- Play counting games with your child.
- Help your child practice writing their name.



# Reading Raffle



We will be launching a reading raffle this year. Where children who have **read 10 times** and presented their **signed record**, on Friday, will receive a raffle ticket. The more tickets you receive the greater the probability that you will win a **£10 book voucher!** The draw will happen at the end of each half term.



# A Few Diary Dates:



- 19<sup>th</sup> Sept – Flu vaccinations – see newsletter for link to consent
- 23<sup>rd</sup> Sept 5.00pm or 24<sup>th</sup> Sept 9.00am Phonics workshop
- 2<sup>nd</sup> & 3<sup>rd</sup> Oct – Grandparent Breakfasts
- 23<sup>rd</sup> Oct – Friends of Friezland Halloween Party
- 24<sup>th</sup> Oct – INSET day (Half term 27<sup>th</sup>-31<sup>st</sup>)



# The Little Details:

**Frosties** ... Please book and pay in advance on School Spider. Bookings close at 3pm on the day so last-minute additions can be made.

**Lunches** ... 2 weeks notice to change.

**Water Bottles**... Please ensure your child has a clear, plastic water bottle in school each day. School water bottles can be purchased via School Spider.





# The Little Details:

**Healthy Snacks** ... Please provide a healthy snack e.g. a piece of fruit, crackers/ rice cakes, squeeze yoghurt or a small tub of dried fruit. They only need a small snack as they will be having their lunch 45 minutes later. Milk and a piece of fruit are also provided by school.

**Badges**... All Friezland pupils are members of one of our 4 Teams and earn team points by demonstrating our Friezland Expectations. They also work hard to earn stamps towards **award badges** (bronze, silver, gold etc). Please ensure children are wearing their **team coloured badge** and their most recent **award badge** on their uniform every day.





# The Little Details:

- **Birthday Book Scheme**... As a school with the 'Platinum Healthy School' Award and being mindful of food allergies, we do not celebrate children's birthdays with sweets or lollipops. Instead, children can bring in small items of stationery, stickers or donate a book to their class or school library. It could be a favourite storybook or an exciting non-fiction book. If you can't decide on a book, an Amazon voucher could be gifted and the class can then decide on a book together. The book is presented in assembly and then shared in the classroom.





# Keeping in Touch:

- Half-termly Class newsletter (sent home during the first week back) has overview of learning and dates for your diary. Extra copy on the school website.

- Weekly newsletter emailed to families every Friday. Copy on website. PLEASE READ.

- Reading Record



# Keeping in Touch:

- Tapestry is updated with photos of your child's learning journey.
- Class 1 Page on **website** is updated with photos, letters and links to some useful websites

*If there is anything you want to discuss, please speak to us/me sooner rather than later! Start of the day is tricky.*

*Email the school office*

*[info@friezland.oldham.sch.uk](mailto:info@friezland.oldham.sch.uk) this will be forwarded to me. If urgent, call the office as I may not see it during the same day.*



Class 1

Welcome to class 1



At Friezland we have a small reception class of 15 pupils. The teacher is Mrs Barrowworth who works with learning support assistants Miss Gordon and Miss Holmes. We are very lucky to be able to provide both indoor and outdoor rich learning environments. We also have a very successful Forest Fun session in our small garden. Please email us if you have any queries.





# Thank you for coming!

